

Co-funded by the  
Erasmus+ Programme  
of the European Union

# Teacher Training in Visual Content

Please write your name in a paper and use the  
**lanyard** to introduce yourself! 😊



Co-funded by the  
Erasmus+ Programme  
of the European Union

# Teacher Training in Visual Content

Day 1 – 17/10 – Introduction  
Elisa Rojas ([elisa.rojas@uah.es](mailto:elisa.rojas@uah.es))



Universidad  
de Alcalá

# Welcome to Alcalá! 😊



Universidad  
de Alcalá

**Universidad de Alcalá**



universidade de aveiro  
theoria poiesis praxis

**Universidade de Aveiro**



**htw saar**

Hochschule für  
Technik und Wirtschaft  
des Saarlandes  
University of  
Applied Sciences

**Hochschule für Technik  
und Wirtschaft des  
Saarlandes**



Lodz University  
of Technology

**Łódź University of  
Technology**

# The “trainees”

María Teresa Quirós López

María Montserrat García Sastre

Raquel Luengo Gonzalez

Romeu Vicente

Mário Lima


Tatiana Tchemisova

Monika Potyrała

Gaertruda Gwóźdź-Łukawska

Piotr Korbel

Tarek Khier



# The "trainers"




# The “trainers”



**Marta Herraiz**

I love doodling in the morning, listening to music, to order my thoughts



**Rosa Estriégana**

People call me “the crazy dog lady”



**Pablo Sotoca**

My expertise could be described as “Clown level 2”



**Elisa Rojas**

When I was a child, they asked me what I’d be as an adult and I’d say: “A painter, like Picasso”

# The “trainers”



**Daniel Rojas**

I cook carbonara without cream



**Meritxell Puertas**

I collect with my eyes everything I like in the world. I carefully shake it up and feed my imagination with it



**Zoe Maldonado**

Biologist, but focused on experimental science and technology for education



**Octavio Quintanilla**

Author of the poetry collection “If I Go Missing”

# Schedule


## Introduction to “Visual Content”

Elisa Rojas



17

18



## Visuals in 3D + other media

Zoe Maldonado  
Daniel Rojas

## What does your Visual Thinking need?

Marta Herraiz  
Meritxell Puertas



19

20



## Game-based Learning + Body language

Pablo Sotoca

## Video as a teaching tool, use and resources

Rosa Estriégana



21



# The power of our senses for memory recall

1

**Smell  
& Taste**

2

**Touch**

3

**Sight**

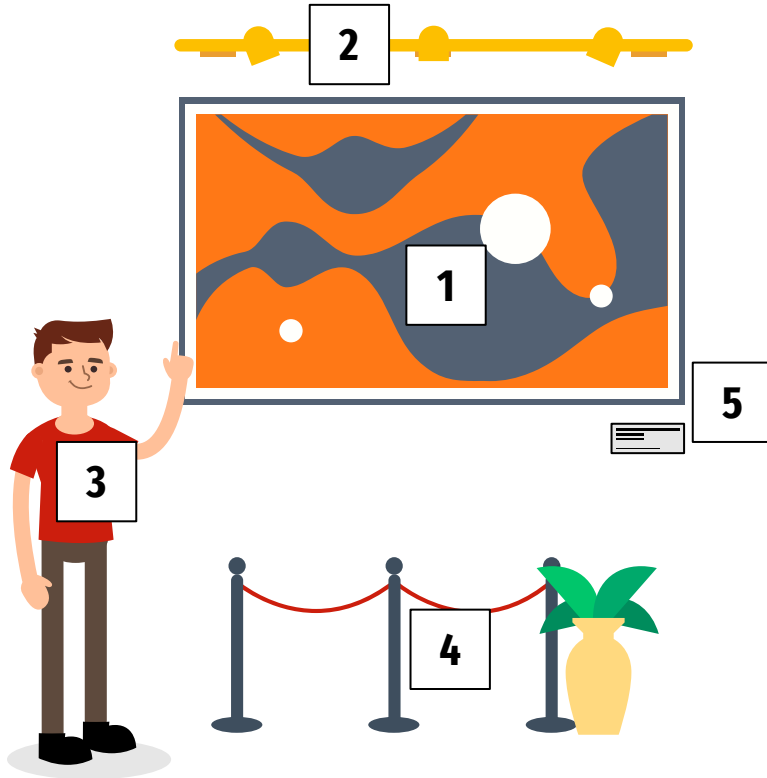
4

**Sound**



<https://app.wooclap.com/ECLOSE>

# Where to use it in the educational context?



Teaching material	1
Lighting	2
Ourselves	3
Surroundings / Class	4
Institutional image + more...	5



# Caveat! This is not a manual 😊

This training is focused on...

**INSPIRATION**

and

**IDEAS**

**But don't forget about  
other important aspects involved  
in the act of learning**



# Schedule


## Introduction to “Visual Content”

Elisa Rojas



17

18




## Visuals in 3D + other media

Zoe Maldonado  
Daniel Rojas

## What does your Visual Thinking need?

Marta Herraiz  
Meritxell Puertas



19

20



## Game-based Learning + Body language

Pablo Sotoca

## Video as a teaching tool, use and resources

Rosa Estriégana



21

**Warm up... Let's paint!**



# Your inspiration

(Group activity)



1

## Think of it!

Three items (people, places, objects, anything,...) that inspire you!

2

## Present your inspiration

Letters, smileys,... paper and pens!

3

## Voting!

The rest of us will vote each item

4

## Photo time

Elisa will take a photo of it 😊




# Visual Thinking and Sketchnoting

## 5 basic tips



Embrace your imperfections  
Save money  
Concentrate  
Be simple (egyptian)  
Commit to the mark

## Drawing alphabet (by Scriberia)



## Bricks, not sticks



...and don't forget about **hierarchy** !

**Would you like to rethink your ID (lanyard) now?**





# Schedule


## Introduction to “Visual Content”

Elisa Rojas



17

18




## Visuals in 3D + other media

Zoe Maldonado  
Daniel Rojas

## What does your Visual Thinking need?

Marta Herraiz  
Meritxell Puertas



19

20



## Game-based Learning + Body language

Pablo Sotoca

## Video as a teaching tool, use and resources

Rosa Estriégana



21

**Let's go 3D!**



# Let's run a small contest

## Œuvre de Réalité Virtuelle

1

### Material

Googly eyes, transparent pieces of plastic, pens,...

2

### Inspiration

Mrg00glyeye, SamCotton, ... or any other ☺

3


### Create a story

Look for places, objects,...

4

### Take a photo

...and send it to [elisa.rojas@uah.es](mailto:elisa.rojas@uah.es)  
(or use lg [#ecloseproject](#))



# Schedule


## Introduction to “Visual Content”

Elisa Rojas



17

18




## Visuals in 3D + other media

Zoe Maldonado  
Daniel Rojas

## What does your Visual Thinking need?

Marta Herraiz  
Meritxell Puertas



19

20



## Game-based Learning + Body language

Pablo Sotoca


## Video as a teaching tool, use and resources

Rosa Estriégana



21

# Body language



# Schedule


## Introduction to “Visual Content”

Elisa Rojas



17

18




## Visuals in 3D + other media

Zoe Maldonado  
Daniel Rojas

## What does your Visual Thinking need?

Marta Herraiz  
Meritxell Puertas



19

20



## Game-based Learning + Body language

Pablo Sotoca

## Video as a teaching tool, use and resources

Rosa Estriégana



21



DALL-E 2

# Tools are a **MUST!**






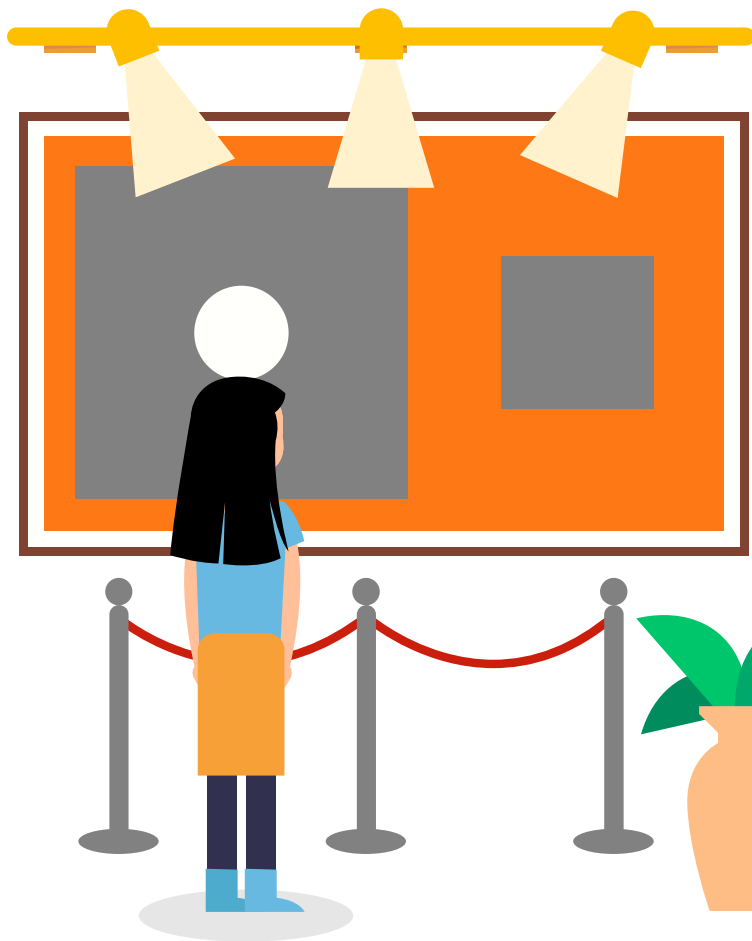
# Your task for tomorrow!





**Badge time!**





Co-funded by the  
Erasmus+ Programme  
of the European Union

# Thank you! 😊

Presentation by Slidesgo + Freepik

